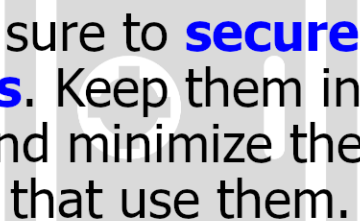


How to Avoid Check Fraud

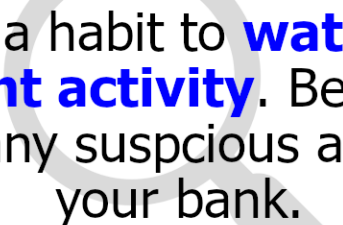
The logo for infotex, featuring the word "infotex" in a bold, sans-serif font. The "info" is in blue and "tex" is in black. The logo is set against a white background with a blue hexagonal border.

In recent years there has been a sharp increase in check fraud perpetrated by fraudsters using new technologies as well as old techniques.

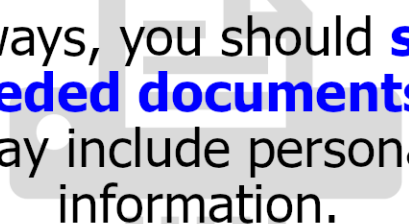
Here are some ways to Avoid Check Fraud!

A light gray icon of a safe with a handle and a lock.

Make sure to **secure your checks**. Keep them in a safe place and minimize the people that use them.

A light gray icon of a magnifying glass.

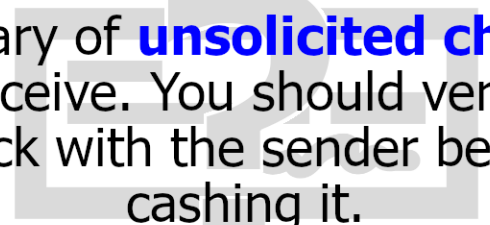
Make it a habit to **watch your account activity**. Be sure to report any suspicious activity to your bank.

A light gray icon of a document being shredded.

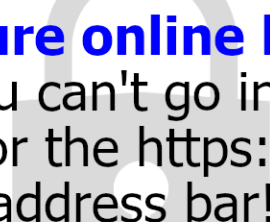
As always, you should **shred unneeded documents** that may include personal information.

A light gray icon of a warning sign with an exclamation mark.

Always **be on the lookout for phishing attempts**. It's an easy way for fraudsters to get your information.

A light gray icon of a check with a dollar sign.

Be wary of **unsolicited checks** you receive. You should verify the check with the sender before cashing it.

A light gray icon of a padlock.

Use **secure online banking** when you can't go in person. Watch for the **https://** in the address bar!